

ECO ROLLER



COST-SAVING AUTOMATIC BANNERS WITH ROLLING CYLINDER CASSETTE

Experience the effective, affordable and fastest advertising with the eco roll up banners stands. The rolling cylinder comes ready at the point available to place in the art work. After the placement of the art work, the cylinder runs immediately once the pin on one end is off. The rolling cylinder can be set up and stretched in the required tightness.

KEY SELECTION ATTRIBUTES

- * Eco Roller Banners with rolling cylinder cassette design for easy poster placement and effective impression for a reasonable price for indoor advertising.
- * The roll up banner stand is produced from natural silver anodized aluminum in standard, making the banner stand designs sleek and elegant.
- * Suitable for INDOOR applications with 800x2000mm and 1000x2000mm poster sizes.
- * One set includes a top banner holder with clamp mechanism, a hanger pole with 3 pipe parts and a silver anodised aluminium body with rolling cylinder cassette, stainless legs and pipe fixation for stability. Black carry bag for Eco Roll Banner should be ordered separately.
- * Stainless aluminium legs with 365mm length are suitable for public spaces.
- * Suitable for vinyl posters. Maximum poster height is 2000 mm. Height of roll up banner is fixed and graphic can be attached inhouse with the help of the clamp on the rails.
- * Poster placement is made easy with the rolling cylinder cassette. The rolling cylinder comes ready at the point available to place in the art work. After the placement of the art work, the cylinder runs immediately once the pin on one end is off.
- * The Rolling cylinder can be set up and stretched in the required tightness.
- * Eco roll up banner stands are provided without graphics and you have to have your tailor-made graphics printed at a nearby print shop.
- * For storage and transportation the retractable banner automatically rolls the poster into the base.
- * Each of these retractable banner stands can be carried with a textile bag for easy transportation.
- * Packed unasssembled with an easy-to-understand instruction sheet.



COLOURS IN STOCK



Silver

SUITABLE FOR

Eco Roller Banners can be used for INDOOR applications, for signage needs in many locations like shopping centers, markets, groceries, hotels, offices airports, shops and stores, hospitals, schools, apartments, banks, car dealers, restaurants, telecom companies, insurance companies, libraries, museums, travel agencies and many more.

WATCH VIDEO



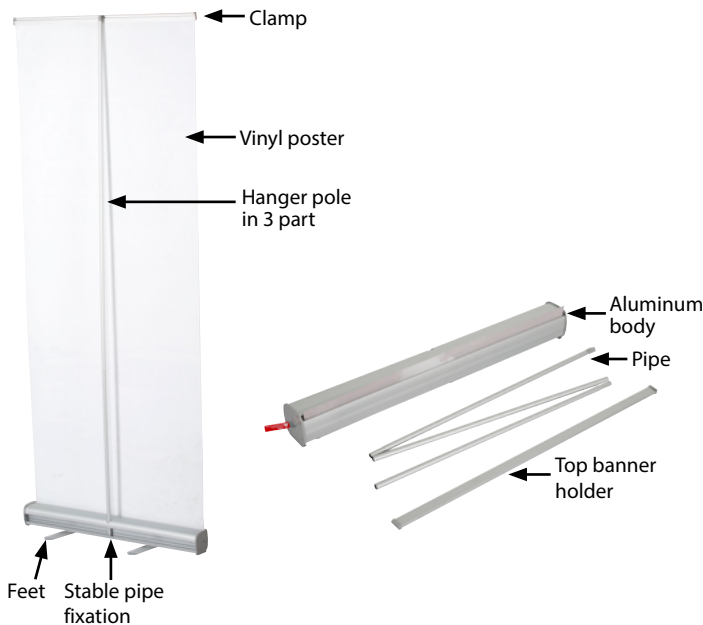
Watch video at our website www.mtdisplays.com

FEATURES

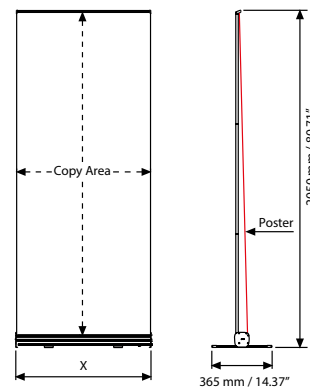


Pin to activate

EXPLODED VIEW



TECHNICAL DRAWING



ARTICLES

ARTICLE	POSTER	COPY	X	WEIGHT	PACKING SIZE
				WITH PACKING	*W X H X D
URBETO0N82	800 X 2000m	800 X 1970 mm	820 mm	2,460 kg	110 X 860 X 110 mm
URBETO0N12	1000 X 2000 mm	1000 X 1970 mm	1020 mm	2,900 kg	110 X 1060 X 110 mm

OPTIONAL ACCESSORIES



Optional black carry bag

ARTICLE	MODEL	PACKING SIZE
		*W X H X D
UYUP070500	800 mm	310 X 470 X 210 mm
UYUP070600	1000 mm	310 X 470 X 210 mm

PHYSICAL DATA

Material

Silver anodized aluminum profiles.

Poster Material & Thickness

Suitable for Vinyl Posters in ??? gr/sqm. with 50 to 500 micron thickness???

Surface Finish

The roll up banner stand is produced from natural silver anodized aluminum in standard, making the banner stand designs sleek and elegant.

Recycled Content

Up to 78% recycled content used.

Warranty

All products are guaranteed for 3 years by MT Displays with below conditions: [Warranty Conditions](#)

Storage Conditions

Goods should be stored at 0° to 25°C in a dry place. Store in the original package.

Installation Considerations

Eco Roller Banners are packed unasssembled with an easy-to-understand instruction sheet. One set includes a top banner holder with clamp mechanism, a hanger pole with 3 pipe parts and a silver anodised aluminium body with rolling cylinder cassette, stainless legs and pipe fixation for stability. Stainless aluminium legs with 365mm length are suitable for public spaces. Eco roll up banner stands are provided without graphics and you have to have your tailor-made graphics printed at a nearby print shop. For storage and transportation the retractable banner automatically rolls the poster into the base. Each of these retractable banner stands can be carried with a textile bag for easy transportation. Black carry bag for Eco Roll Banner should be ordered separately.

Design Considerations

Eco Roller Banners with rolling cylinder cassette design for easy poster placement and effective impression for a reasonable price for indoor advertising. Suitable for INDOOR applications with

800x2000mm and 1000x2000mm poster sizes. Suitable for vinyl posters. Maximum poster height is 2000 mm. Height of roll up banner is fixed and graphic can be attached inhouse with the help of the clamp on the rails. Poster placement is made easy with the rolling cylinder cassette. The rolling cylinder comes ready at the point available to place in the art work. After the placement of the art work, the cylinder runs immediately once the pin on one end is off. The Rolling cylinder can be set up and stretched in the required tightness.

Cleaning and Disinfecting

Clean your displays, with damp microfiber clothes, rinsed with simply water or warm, soapy or gentle shampooed water. Avoid using vinegar, abrasive, acidic, alcohol-based or heavy cleaners or cleaners containing Ammonia. Only after cleaning the product, if needed, simply apply disinfectant or sanitizer that is in compliance with your local guidelines and regulations.



T: +90 850 433 67 85 / info@mtdisplays.com / www.mtdisplays.com

PRINT TEMPLATES

Eco-Roller - 800x2000 mm

Document Size: 810 x 2010 mm (Includes Bleeds)

Finished Size: 800 x 2000 mm [Print](#)







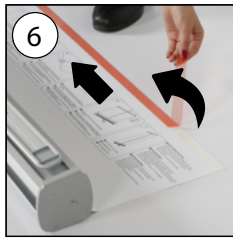




Eco-Roller - 1000x2000 mm

Document Size: 1010 x 2010 mm (Includes Bleeds)

Finished Size: 1000 x 2000 mm [Print](#)

INSTALLATION INSTRUCTIONS

Eco-Roller / 1001984



HOW TO CHANGE THE POSTER:

Take the locker pin back from underneath the main body. Roll back the poster until you see the double adhesive tape. Place the pin on the right side to lock the mechanism. Take off the poster. Follow the steps 1 to 9 above for the new poster.

• Please inform the order number on the product or on the carton (e.g. 1/110001394-460) to the place that you have made the purchase if any problem with the product occurs.

• All rights reserved. All pictures, figures and writings are secured internationally by copy-right law. Infringements will be sued by civil and legal law.

This technical sheet's contents are all subject to update and modification at MT Displays' exclusive discretion. There is nothing official about this document. For final and legally binding information, please get in touch with the sales staff at MT Displays.



T: +90 850 433 67 85 / info@mtdisplays.com / www.mtdisplays.com